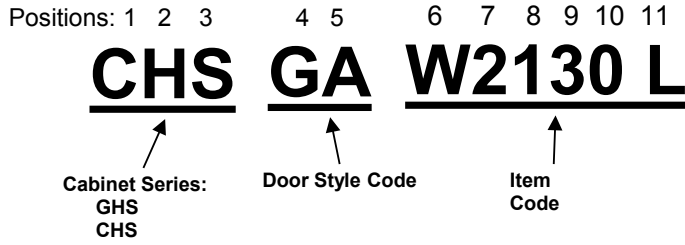


- ***Nomenclature***
- ***Dimensional Specifications***
- ***Cabinet Construction***
 - *Full Access (Frameless)*
 - *Framed*
 - *Framed (All Wood Construction)*
 - *Drawers and Pullouts*
 - *End Panel Options*
 - *Cabinet Modifications*
- ***Terms & Policies***
- ***Warranty Information***
- ***Product Care & Cleaning***
- ***Industry Qualifications***
- ***Custom Item Form***
- ***Notes***

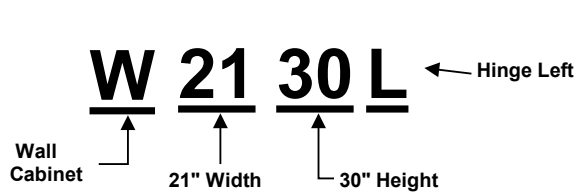
Century's Full Item Code



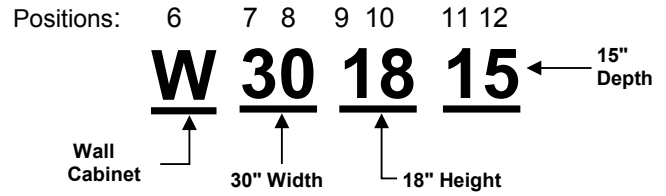
Century Full item code is 17 positions long

- Positions 1 to 3 = Cabinet Series
Ex : GHS / CHS
- Positions 4 to 5 = Door Style Code
Ex : GA = Georgetown Auburn
- Positions 6 to 17 = 12 Position Item Code
Ex : W2130L or B15L

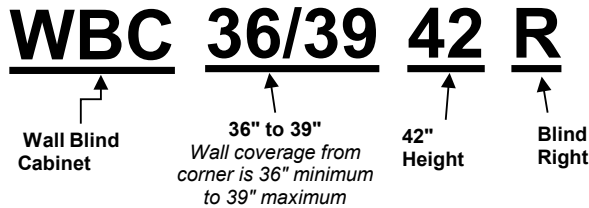
Wall Cabinets - Dimension and Handing Nomenclature



For Walls - Standard depth = 12". You only note depth when it is not the standard for that type of cabinet

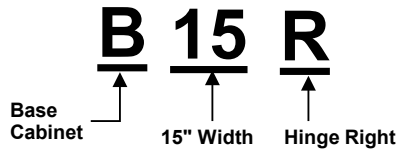


- Width - Positions 7 - 8
- Height - Positions 9 - 10
- Depth - Positions 11 - 12

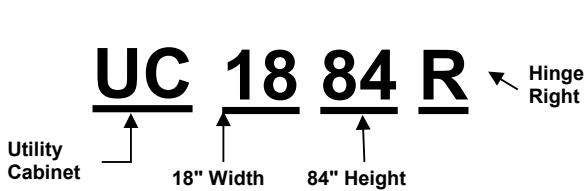


If item does not have numbers in position 11 and 12 the depth is 12"

Base Cabinets - Dimension and Handing Nomenclature

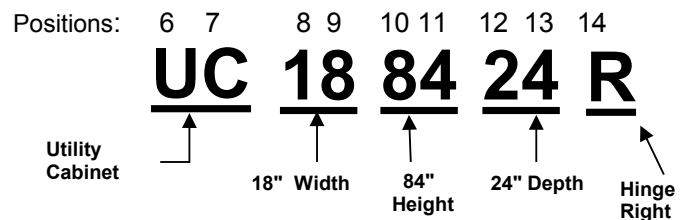


Utility Cabinets - Dimension and Handing Nomenclature



For UC - Standard depth = 12"

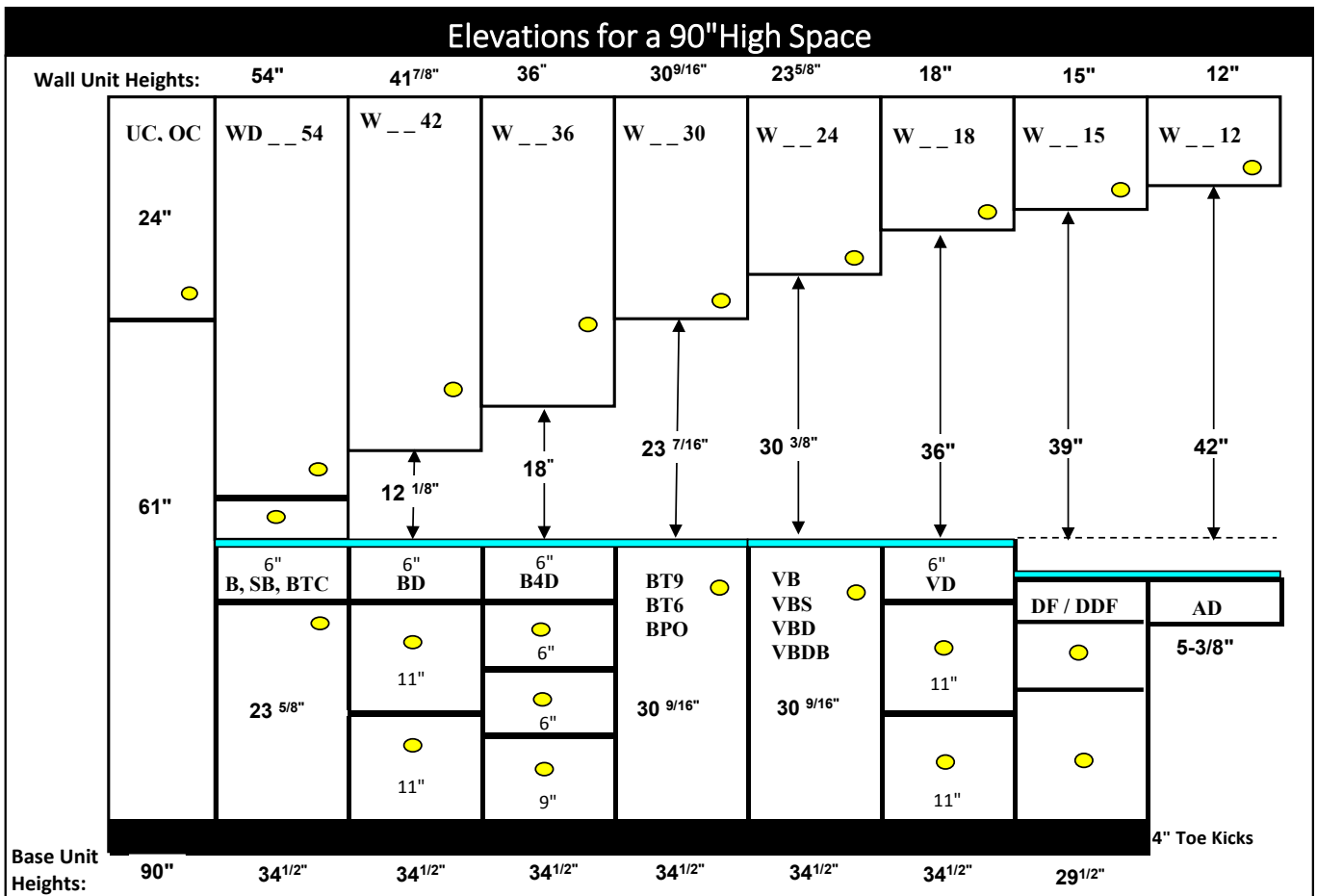
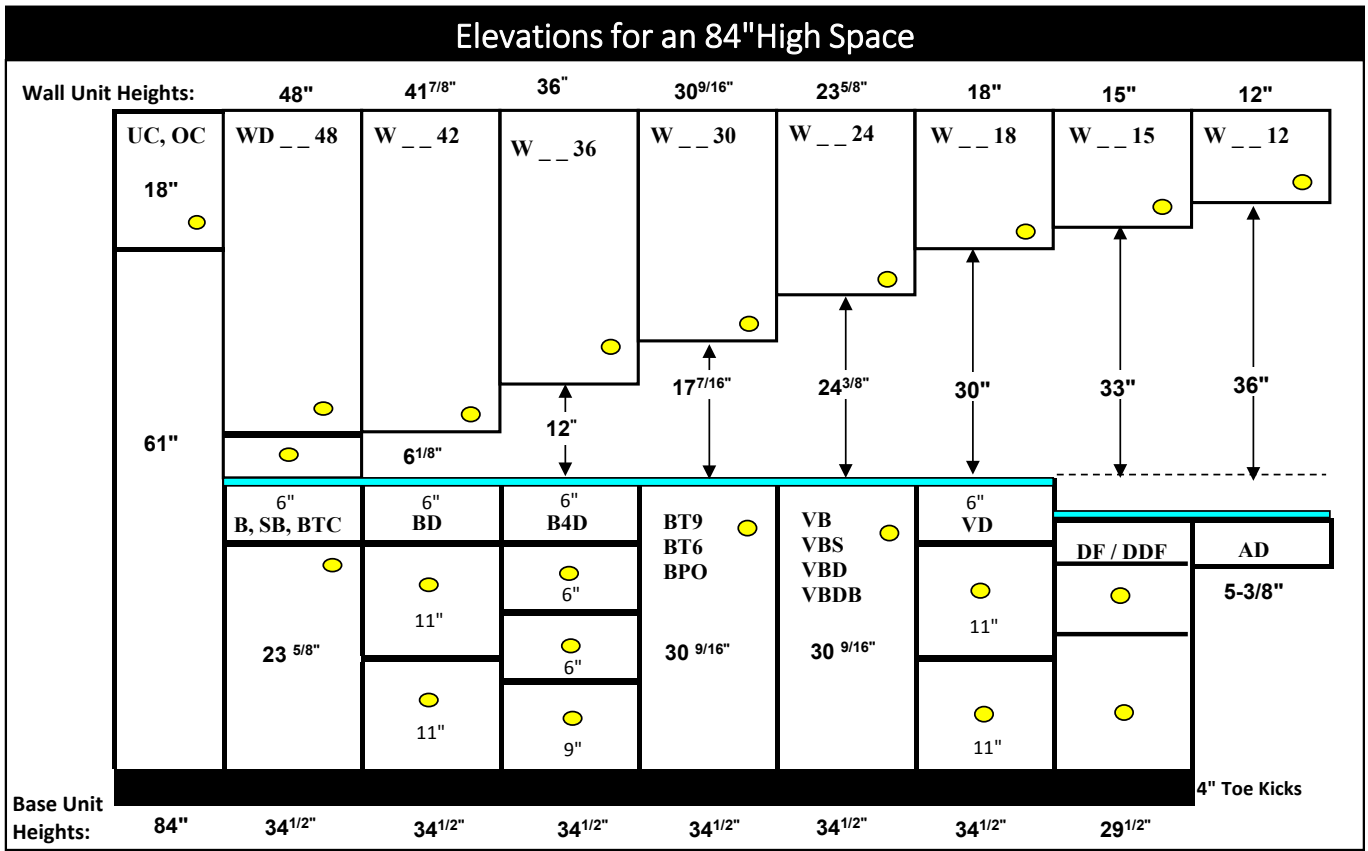
You only note depth when it is not the standard for that type of cabinet



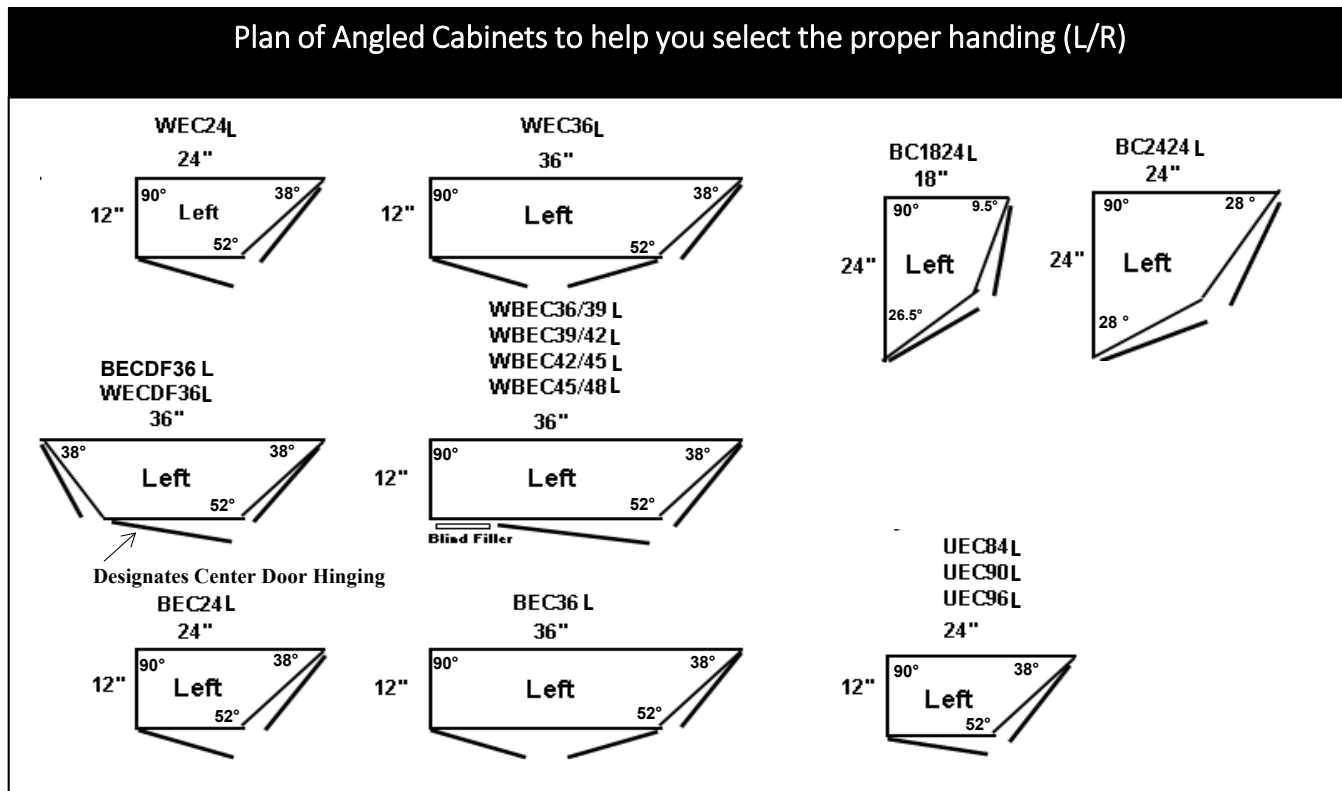
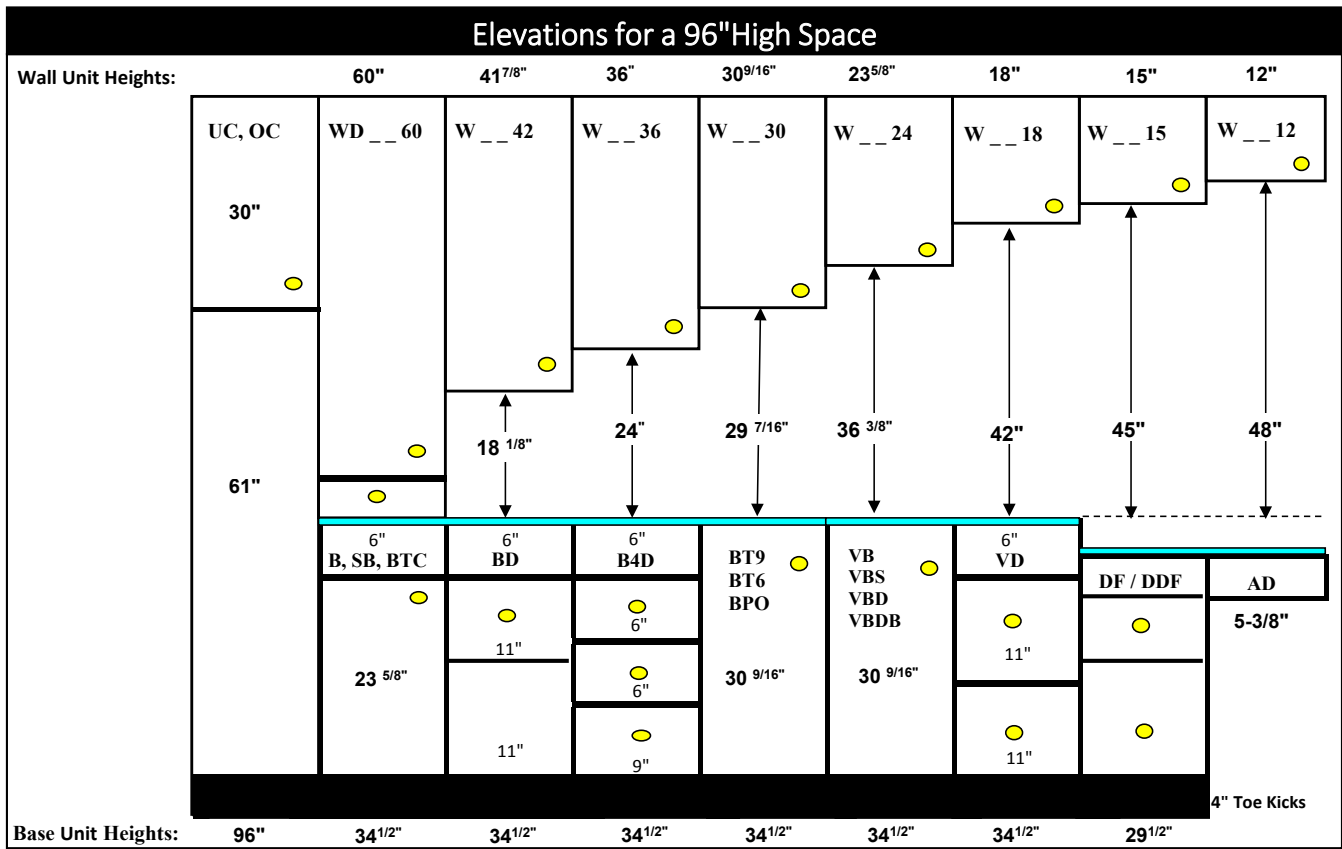
- Width - Positions 8 - 9
- Height - Positions 10 - 11
- Depth - Positions 12 - 13
- Handing - Position 14

*If item does not have numbers in position 12 & 13 the depth is 12"

Specifications : Dimensional Specifications



Specifications : Dimensional Specifications



Specifications : Cabinet Construction - Full Access (Frameless)

Backs

- 5.5 mm thick **fiberox*** painted natural maple wood-grain

****Fiberox is a High Density Fiberboard (HDF) reinforced panel set into end panels, secured with adhesive and clamped under pressure, ensuring square construction. ****

Finished End Panels

- 5/8" thick furniture-board laminated low pressure laminate
- Exposed ends match door color
- Front is edge-banded to match door color
- Drilled to receive 8mm wood-dowels (top and bottom)
- Interiors are Natural Maple wood grain laminate

Tops & Bottoms

- 5/8" thick furniture board laminated low pressure laminate
- Front Edge has horizontal face frame rail attached (1 7/8" high.)

The Following Cabinets Are Full Access (Frameless) Construction:

Oven Cabinets (OC)	Base Lazy Susans (BLS)	Base Pullout (BPO6)
Pantries and Utilities (UC)	Base Corner Susans (BCS)	Apron Drawers (AD)
Utility End Corners (UEC)	Base End Corner (BEC)	Desk Files (DF and DDF)
Wall End Corner (WEC)	Base Corner (BC)	Vanity Linen (VL)
Wall Blind End Corner (WBEC)	Base End Corner Double Face (BECDF36)	Wine Rack Diagonal (WRD)
Lift-Up Door Appliance Garage (BLUM)		

Specifications: Cabinet Construction - Framed

Face Frames

- 3/4" thick solid wood stiles and rails; joined with pocket screws
- Stiles are 1 1/8" wide; inside edge is beaded and outside edge radiused
- Rails are 1 7/8" wide inside edge is beaded and outside edge radiused

Backs

- 5.5 mm thick **fiborex*** painted natural maple wood-grain

****Fiborex is a High Density Fiberboard (HDF) reinforced panel set into end panels, secured with adhesive and clamped under pressure, ensuring square construction. ****

End Panels

- **Unexposed** end panels are 3/8" thick furniture-board; recessed a 1/4" from outside edge of face frame.
- Exterior face of end panel is laminated with a low pressure laminate.
- Interior face of end panel is laminated with a low pressure laminate.

- **Exposed** end panels are 5/8" thick furniture-board; flush with outside edge of face frame.
- Exterior face of end panel is laminated low pressure laminate in the matching door color.
- Interior face of end panel is laminated low pressure laminate in Natural Maple wood grain.

- Tops and bottoms are edge-banded in Natural Maple wood grain laminate.

Tops & Bottoms

Wall Cabinets

- 3/8" thick furniture-board low pressure laminate with Natural Maple wood-grain on both sides.
- Dadoed and glued into the end panels and face-frame.

Base Cabinets

- Bottoms -- 3/8" thick furniture-board with low pressure laminate.
- Dadoed and glued into the end panels and face frame.
- Tops -- 3/8" Thick Plywood I-Beam Construction

Toekicks

- Separately constructed; then glued and stapled to the cabinet.
- Constructed of 5/8" thick MDF.
- On finished cabinet ends, the toekick is recessed in 2".
- **TKC8** must be ordered to give a seamless finish in field.

Shelves

Carriage House Series

- 3/4" thick furniture-board laminated low pressure laminate; with beaded wood edge.
 ****Bradford, Coventry & Manchester Door Styles Use Gatehouse Shelf****

Gatehouse

- 3/4" thick furniture-board laminated low pressure laminate; with PVC edge-banding.

Specifications: Cabinet Construction - Framed (All Wood Construction)

Face Frames

- 3/4" thick solid wood stiles and rails; joined with pocket screws.
- Stiles are 1 1/8" wide; inside edge is beaded and outside edge radiused.
- Rails are 1 7/8" wide inside edge is beaded and outside edge radiused.

Backs

- 5.5 mm thick plywood prefinished wood veneer.

End Panels (Carriage House)

- **Unexposed** end panels are 1/2" thick plywood; recessed a 1/8" from outside edge of face frame.
- Exterior face of end panel is laminated with a wood veneer.
- Interior face of end panel is laminated with a prefinished wood veneer.

- **Exposed** end panels are 5/8" thick plywood; flush with outside edge of face frame.
- Exterior face of end panel is laminated with a wood veneer in the matching door color.
- Interior face of end panel is laminated with a wood veneer.

NOTE : Bradford, Coventry & Manchester Door Styles use Gatehouse Specifications

End Panels (Gatehouse)

- **Unexposed** end panels are 1/2" thick plywood; recessed a 1/8" from outside edge of face frame.
- Exterior face of end panel is laminated with a wood veneer.
- Interior face of end panel is laminated with a prefinished wood veneer.

- **Exposed** end panels are 1/2" thick plywood; recessed a 1/8" from outside edge of face frame.
- Exterior face of end panel is laminated with a wood veneer in the matching door color.
- Interior face of end panel is laminated with a wood veneer.

Tops & Bottoms

Wall Cabinets

- 3/8" thick plywood laminated with a prefinished wood veneer on both sides.
- Dadoed and glued into the end panels and face-frame.

Base Cabinets

- Bottoms -- 3/8" thick plywood prefinished wood veneer.
- Dadoed and glued into the end panels and face frame.
- Tops -- 3/8" thick plywood I-Beam Construction.

Toekicks

- Separately constructed; then glued and stapled to the cabinet.
- Constructed of 5/8" thick plywood.
- On finished cabinet ends, the toekick is recessed in 2".
- **TKC8** must be ordered to give a seamless finish in field.

Shelves

Carriage House Series

- 3/4" thick plywood laminated with a prefinished wood veneer on both sides; with beaded wood edge.
- **Bradford, Coventry & Manchester Door Styles Use Gatehouse Shelf****

Gatehouse

- 3/4" thick plywood laminated with a prefinished wood veneer; with prefinished veneer edge banding.

Specifications: Cabinet Construction - Drawers and Pullouts

****Bradford, Coventry & Manchester Door
Styles use Gatehouse Drawer Features****

DRAWER FEATURES	GATEHOUSE	CARRIAGE HOUSE
BASE CABINET <i>Top Drawer</i>	21" Deep 5/8" Thick Plywood Sides / 1/4" Plywood Bottom 3/4" Extension Side Mount Glides <div style="border: 1px solid black; padding: 2px;"> UPGRADE OPTION ONLY 3/4" Thick Dovetail (Front Only) - Plywood Sides Full Access Undermount Soft Close Glides </div>	21" Deep 3/4" Thick Dovetail - Plywood Sides Full Extension Undermount Soft Close Glides
BASE CABINET <i>Deep Drawers</i>	21" Deep 5/8" Thick Plywood Sides / 1/4" Plywood Bottom 3/4" Extension Side Mount Glides <div style="border: 1px solid black; padding: 2px;"> UPGRADE OPTION ONLY 3/4" Thick Dovetail (Front Only) - Plywood Sides Full Access Undermount Soft Close Glides </div>	21" Deep 3/4" Thick Dovetail - Plywood Sides Full Extension Undermount Soft Close Glides
VANITY CABINET <i>Top Drawer</i>	18" Deep 5/8" Thick Plywood Sides / 1/4" Plywood Bottom 3/4" Extension Side Mount Glides <div style="border: 1px solid black; padding: 2px;"> UPGRADE OPTION ONLY 3/4" Thick Dovetail (Front Only) - Plywood Sides Full Access Undermount Soft Close Glides </div>	18" Deep 3/4" Thick Dovetail - Plywood Sides Full Extension Undermount Soft Close Glides
VANITY CABINET <i>Deep Drawers</i>	18" Deep 5/8" Thick Plywood Sides / 1/4" Plywood Bottom 3/4" Extension Side Mount Glides <div style="border: 1px solid black; padding: 2px;"> UPGRADE OPTION ONLY 3/4" Thick Dovetail (Front Only) - Plywood Sides Full Access Undermount Soft Close Glides </div>	18" Deep 3/4" Thick Dovetail - Plywood Sides Full Extension Undermount Soft Close Glides
DESK FILE <i>Top Drawer</i>	18" Deep 5/8" Thick Plywood Sides / 1/4" Plywood Bottom 3/4" Extension Side Mount Glides <div style="border: 1px solid black; padding: 2px;"> UPGRADE OPTION ONLY 3/4" Thick Dovetail (Front Only) - Plywood Sides Full Access Undermount Soft Close Glides </div>	18" Deep 3/4" Thick Dovetail - Plywood Sides Full Extension Undermount Soft Close Glides
DESK FILE <i>Deep Drawers</i>	20" Deep 5/8" Thick Plywood Sides / 1/4" Plywood Bottom Full Extension Undermount Glides <div style="border: 1px solid black; padding: 2px;"> UPGRADE OPTION ONLY 3/4" Thick Dovetail (Front Only) - Plywood Sides Full Access Undermount Soft Close Glides </div>	20" Deep 3/4" Thick Dovetail - Plywood Sides Full Extension Undermount Soft Close Glides
OVEN CABINET	21" Deep 5/8" Thick Plywood Sides / 1/4" Plywood Bottom 3/4" Extension Side Mount Glides	21" Deep 3/4" Thick Dovetail - Plywood Sides Full Extension Undermount Soft Close Glides
PULL OUT TRAYS	<div style="border: 1px solid black; padding: 2px;"> UPGRADE OPTION ONLY 21" Deep (Non-Dovetailed) 5/8" Thick Plywood Sides 3/4" Thick Front 3/4" Extension Side Mount Glides </div>	21" Deep (Non-Dovetailed) 5/8" Thick Plywood Sides 3/4" Thick Front 3/4" Extension Side Mount Glides <div style="border: 1px solid black; padding: 2px;"> UPGRADE OPTION ONLY 21" Deep 3/4" Thick Dovetail - Plywood Sides Full Access Undermount Soft Close Glides </div>

Weight Capacity for Drawer Glides & Pullouts:

BD Glide = 75 lb. maximum Bottom Pullout = 75 lb. maximum
 BDD Glide = 100 lb. maximum Middle Pullout = 75 lb. maximum

Specifications: Cabinet Construction - End Panel Options

Century does not finish the sides of the cabinets unless specified by the customer. Therefore, when ordering product, you MUST designate all finished ends, and these are an additional charge. ****Reference page 13 for Finished End Charges**

Standard End	<ul style="list-style-type: none"> Unfinished 3/8" furniture grade particle board with white low pressure laminate on exterior and natural maple low pressure laminate on interior.
---------------------	--

Finished End	<ul style="list-style-type: none"> Finished ends are 5/8" thick, constructed with matching veneer or low pressure laminate panels. The end panel is flush with the faceframe.
---------------------	--

VR Finish Right Side
VL Finish Left Side
VV Finish Both Sides
[No designation] - both sides are unfinished

***The following cabinets come standard with unfinished ends and cannot be ordered with finished end option.**

BEC24 L/R	BC1824 L/R	UEC84 L/R
BEC36 L/R	BC2424 L/R	UEC90 L/R
BCS33 L/R	BLS33 L/R	UEC96 L/R
BCS36 L/R	BLS36 L/R	BC45

Special Note for Finished Ends on Tall Cabinets

- For Black painted, the unfinished end will be a white panel, with edge-banding to match cabinet color on the front exposed edge of the panel.
- For Distressed Chestnut, the unfinished side will be a Spice Cherry panel with Distressed Chestnut edge-banding on the front exposed edge of the panel.
- If any part of the end panel will be visible on the utility, oven, or linen cabinet, you must designate a finished end for that side.

Plywood End Options	<ul style="list-style-type: none"> Unexposed ends are 1/2" thick; exterior is unfinished and interior is finished in natural wood Exposed ends are 1/2" for GHS, 5/8" thick for CHS, exterior is finished in matching wood veneer and interior is finished in natural wood All exposed ends must be tagged with VR / VL / VV (Finished End Code) Each item on your order must be tagged with the manufacture code PLY to receive the Plywood End Option.
----------------------------	---

End Panel Door (EPDR)	<ul style="list-style-type: none"> End Panel Doors (EPDR) are optional decorative doors that can be applied to the cabinet ends to create a more finished look. They are wider than standard doors and made to meet the side edge of the doors on the front of the cabinet and cover the face frame. All exposed ends must be tagged with VR / VL / VV (Finished End Code) Order the appropriate sized End Panel Door (EPDR) code as a separate line item <p><u>See pages 184-185 for the End Panel Door (EPDR) Sizes and Specifications</u></p>
------------------------------	--

Finished End Charges (Items Marked with VR / VL Code)

Description	Code
12" High Wall	WV12
15" High Wall	WV15
18" High Wall	WV18
24" High Wall	WV24
30" High Wall	WV30
36" High Wall	WV36
42" High Wall	WV42
48" High Wall	WV48
54" High Wall	WV54
60" High Wall	WV60
Base or Vanity	BV34
84" Taller	BV84
90" Taller	BV90
96" Taller	BV96
102" Taller	BV102

Finished End Charges (Items Marked with VV Code)

Description	Code
12" High Wall	WV12
15" High Wall	WV15
18" High Wall	WV18
24" High Wall	WV24
30" High Wall	WV30
36" High Wall	WV36
42" High Wall	WV42
48" High Wall	WV48
54" High Wall	WV54
60" High Wall	WV60
Base or Vanity	BV34
84" Taller	BV84
90" Taller	BV90
96" Taller	BV96
102" Taller	BV102

Specifications: Cabinet Construction - Cabinet Modification Options

Cabinet Box Modification Codes	
Code	Description
BOX	Box (No doors or drawer heads or hinges)
364	Box Only (No drawers/pullouts/doors/dheads/shelves/hinges)
BOB	Box Only (No drawers/pullouts/doors/dheads/shelves/hinges) with bead board back
PLY	Plywood Sides
AWB	All Wood Box
ES	Exton Stock: Use this code for Sample Door ordered from Approved Sample Door List

Cabinet Component Modification Codes	
Code	Description
BB	Beaded Back Only offered on cabinets that have finished interior. NOT available on angled cabinets
TKA	Toekick Add-On
TTD	Tall Tray Dividers (Must order individual divider trays) **Only offered on 96" Tall Cabinetry **Not Offered in Gatehouse Series or CHS "Value" Series ** Includes (3) Rails ** Must Order Tray Divider

Drawer / Pullout Modification Codes	
Code	Description
DTG	Dovetail Drawer Core/Full Access Soft Close Glides **This option is offered for Gatehouse Series Only. Not offered on base pull-outs (BPO)
GPO	Pullout instead of half shelf in Gatehouse Series **This option is offered for Gatehouse Series Only. 21" deep pullout (Middle position only)
DTC	Double Tiered Cutlery Tray Max 24" wide **Not Available in Gatehouse Series or CHS "Value" Series
FAP	Full Access Pullout/Dovetailed/Soft Close **Only available for middle position pullouts and UC-4T cabins. ** Not Available in Gatehouse Series or CHS "Value" Series

Door / Drawer Front Modification Codes	
Code	Description
SCH	Soft Close Door Hinges
5PC	5 Piece Drawer Head **This option is offered for Carriage House Series Only. Not offered in Gatehouse Series or CHS "Value" Series
SGL	Seeded Glass in lieu of Flat Glass on WG/WM/WMR Cabinets
NGL	No Glass inserts in doors for Glass or Mullion Cabinets
PN	Panel - Door will not be drilled for hinges and will only receive paint or stain- no topcoat
L2	Left Handed Door - 2 hinge Drillings
L3	Left Handed Door - 3 hinge Drillings
R2	Right Handed Door - 2 hinge Drillings
R3	Right Handed Door - 3 hinge Drillings
CD	Door that attaches to the cabinet Use this code when ordering Door for BLS or BCS cabinet
DD	Door that attaches to the door Use this code when ordering Door for BLS or BCS cabinet

Cabinet Construction Modifications

	<u>Code</u>	<u>Description</u>
Box with Components	BOX	Cabinet will ship with everything except Doors, drawer heads, and hinges
Box Only	364	Cabinet shipped without doors, drawerheads, drawers, pullouts, shelves, glides, or hinges.
Box Only, Beaded Back	BOB	Same as Box Only (364), but cabinet will be made with finished bead board back Only available on cabinets that have finished interiors. <u>Note: Not available on angled cabinets !!</u>
All Wood Box	AWB	Tops/Bottoms/Ends/Backs/Shelves all made of furniture grade plywood **Must tag ALL items with AWB code except: PBB34 and PBB42 which are not offered in plywood construction
Plywood Sides	PLY	End Panels are made of furniture grade plywood *Must still designate finished ends

Cabinet Component Modifications

Beaded Back	BB	Cabinet made with Bead Board Back instead of standard finished back Only available on cabinets that have finished interiors. <u>Note: Not available on angled cabinets !!</u>
Toekick Add-On	TKA	Toekick assembly Installed on the bottom of the cabinet box
Tall Tray Dividers	TTD	Vertical Dividers installed in top opening of 96" high cabinetry. <u>Note: Not available in Gatehouse Series or CHS "Value" Series!!</u>

Specifications : Cabinet Construction - Cabinet Modification Options

Drawer Core Modification Options

	<u>Code</u>	<u>Description</u>
Dovetail Drawer/Full Access Soft Close Glides <i>(Gatehouse Series only)</i>	DTG	Dovetail Drawer (Front Only) with Full Access Soft Close Glides
Gatehouse Pullout <i>(Gatehouse Series only)</i>	GPO	21" Deep Pullout in lieu of half shelf in base cabinets <i>Middle position only</i>
Double Tiered Cutlery Trays	DTC	Pre-Installed Double Tiered Cutlery Trays <i>Not Offered in Gatehouse Series or CHS "Value" Series</i>

Door Modification Options

Soft Close Door Hinges	SCH	Upgrade standard door hinges to Soft Close Available in Gatehouse Series.
Seeded Glass Upgrade	SGL	Replaces flat glass on standard mullion & glass cabinetry with Seeded Glass. <i>*Available on WG/WM/WMR Cabinets</i>
No Glass	NGL	Door will be manufactured without the bevel glass or flat glass <i>*Available on WG/WM/WMR Cabinets</i>

Door Modifiers - Not Chargeable

Door Panel	PN	Door to be used as a Panel <i>*Not drilled for hinges, Finished on the back</i>
Left Hand 2 Hinge Drillings	L2	Left Handed Door - 2 hinge Drillings
Left Hand 3 Hinge Drillings	L3	Left Handed Door - 3 hinge Drillings
Right Hand 2 Hinge Drillings	R2	Right Handed Door - 2 hinge Drillings
Right Hand 3 Hinge Drillings	R3	Right Handed Door - 3 hinge Drillings
Cabinet to Door	CD	Use this code only when ordering door for BLS or BCS This denotes the door that attaches to the cabinet frame
Door To Door	DD	Use this code only when ordering door for BLS or BCS This denotes the door that attaches to the other door

LEAD TIMES/CHANGE ORDERS/CANCELLATIONS

STANDARD ORDERS (4 week lead times) - Century provides a two (2) day time period from date of order acknowledgement to change/cancel order. After that time and release of order, it will be locked into production. Subsequent changes or cancellation of the order will result in:

- **WEEK 1 – 25% CHARGE FOR WORK IN PROGRESS**
- **WEEK 2 – 50% CHARGE FOR WORK IN PROGRESS**
- **WEEK 3 & 4 – 100% CHARGE FOR WORK IN PROGRESS**

SHORT-LEAD WAIVER (3 week lead times) - Century provides zero (0) day time period from date of order acknowledgement to change/cancel an order. The order is immediately processed, released, and locked into production. Changes or cancellation of the order will result in:

- **WEEK 1 – 25% CHARGE FOR WORK IN PROGRESS**
- **WEEK 2 – 50% CHARGE FOR WORK IN PROGRESS**
- **WEEK 3 – 100% CHARGE FOR WORK IN PROGRESS**

TERMS AND CONDITIONS OF SALE

- 1) 50% DEPOSIT is required to process all orders over \$5,000 for C.I.A. (Cash In Advance) customers. Orders less than \$5,000 are required to be paid in full. Accounts with established credit terms may remit payment with bank checks, company checks, and wire transfers of funds. Century accepts most major credit card payments for retail sales only. Century will not hold or accept post dated checks. A \$50 service charge will be applied for check returned from bank for non-sufficient funds. Balance is due five (5) business days prior to delivery. If not paid, delivery will be cancelled and not re-scheduled until balance is paid in full.
- 2) Installation and adjustment of merchandise is the responsibility of the customer.
- 3) Delivery date on order acknowledgement is tentative. Customer will be advised of delivery date approximately one (1) week prior to date on order. Material held after thirty (30) days from delivery date will be disposed of and deposit forfeited or a storage fee of \$100 per week will be added to the balance.
- 4) Delivery must be cancelled by 9am the day before delivery or a charge of \$100 will be applied to deliver cabinets on the next scheduled day.
- 5) Customer or authorized representative must be present at delivery site to sign for merchandise. Deliveries unable to be made will incur an additional \$100 charge and applied to re-scheduled delivery.
- 6) It is the buyers responsibility, at time of delivery, to verify quantities received, inspect cartons for visible damage, sign and date shipping tickets.
- 7) Claims for shortages, errors, and damages must be noted on shipping ticket at time of delivery. Concealed damages must be reported to your Century Sales Representative/Administrator within 1 week of shipment.
- 8) Cabinetry is NOT RETURNABLE unless defective. Defective items need to be returned within 30 days of delivery uninstalled and in original box. Stocked accessories may be returned with a 35% re-stocking fee. Returned accessories must be in good condition or no credit will be issued.
- 9) Century Cabinetry has a 10-year limited warranty, effective as of 4/1/12. Century Cabinetry will repair or replace any material that proves defective. Claims for labor installation cost will NOT be accepted.

10 Year Limited Warranty

Century Cabinetry, Inc. warrants its products to be free from defects in material or workmanship under normal use for a period of 10 years from date of purchase by the original consumer purchaser and is not transferrable to subsequent homeowners. Should defects in material or workmanship arise during this warranty period, Century Cabinetry, Inc. will replace or repair, at its discretion, the defective cabinet, material or component.

This warranty does not cover products that are misused, abused, neglected, modified, improperly stored, incorrectly installed, or subjected to extremes in moisture or temperature.

This warranty covers only parts and materials of the products manufactured by Century Cabinetry, Inc.. Not covered under this warranty are countertops, appliances, plumbing fixtures, etc or the costs (including labor) to remove or re-install materials or related items such as plumbing fixtures, countertops, appliances...

Wood Disclaimer

Variations in color and grain are a natural characteristic of wood. Changes in color on finished wood products can occur due to exposure to light and other environmental factors. These variations and color changes are not deemed defective and therefore are not covered under this warranty.

Finishes/Glazes/Distressing

Variations in Century Cabinetry's hand applied finishes and glazes are what give each piece its distinctive look and these variations are not considered to be defects in material or workmanship.

Changes to Finishes or Product Design

Century Cabinetry may modify product due to supplier availability and as changes or improvements are implemented, but is under no obligation to make these changes to previously manufactured product.

If a warranty claim is filed after a product or finish becomes obsolete, Century Cabinetry reserves the right to honor the warranty in the following ways:

- a. To replace the affected component with a new component of the same style
- b. To replace the affected component with any other component(s) to achieve a similar appearance with a style that is comparable in appearance, color, design or construction based upon current product offerings.

If components are replaced, Century Cabinetry cannot guarantee that the finish of these items will be an exact match to the finish and appearance of the original purchased components.

Implied Warranties

This warranty is only valid in the United States of America. To the extent permitted by law, any implied warranties, including the implied warranties of merchantability and fitness for a particular purpose, are limited to the duration of this express warranty. This warranty excludes any incidental or consequential damages. Some states do not allow limitations on how long an implied warranty lasts, so the above limitations may not apply to you.

Making a Claim

To make a claim under this warranty, the purchaser must contact their local Century dealer or distributor and report said defects. If you have difficulty obtaining assistance write to: Century Cabinetry Inc. 220 Phillips Road Exton, PA 19341. Attn: Customer Warranty/Service Department. To ensure timely processing, please include your name, phone number, builder or contractor name, lot number, address, city, state, and zip code.

Warranty Effective Date

This warranty is effective as of April 1, 2012 and covers all cabinets ordered on or after this date. Cabinets ordered before April 1, 2012 are covered under the preceding **FIVE-YEAR** warranty.

THIS WARRANTY IS THE EXCLUSIVE WARRANTY OF CENTURY CABINETRY AND IS IN LIEU OF ALL OTHER WARRANTIES, EITHER EXPRESSED OR IMPLIED. IN NO EVENT SHALL CENTURY CABINETRY BE LIABLE FOR CONSEQUENTIAL, INDIRECT OR INCIDENTAL DAMAGES RESULTING FROM THE INSTALLATION, USE OR FAILURE OF ITS PRODUCT.

Care & Cleaning Guidelines

The solid wood and wood veneer components used in the manufacture of your cabinets are finished with a Water-Based UV Finish, which will hold up to continuous use for many years. The materials used in the finishing process are especially designed to meet the most stringent industry performance standards for resistance to moisture, grease, soap, detergents, and food stains. The following guidelines and suggestions should help keep your cabinetry looking beautiful for many years.

General Cleaning and Care of Wood Cabinets

Remove any oil, grease, or soil, using a clean damp cloth of mild soap and water. Rinse with a clean damp cloth. Dry thoroughly with a soft lint-free cloth. DO NOT use steel wool, soap pads, polishing wax or cleaners containing bleach, ammonia, harsh detergents, and abrasives. All of these can remove the factory-applied finish and thus void warranty.

Routine cleaning can help prevent permanent damage from build up of grease and smoke.

Excess moisture can also damage cabinets. The most common areas for moisture build-up are around the sink, range, dishwasher, oven, and baseboard. Immediately dry surfaces with a clean cloth.

Over time cabinet finish may either darken or lighten depending upon lighting. This is normal.

To repair nicks and scratches

Use a matching TUK (Touch up Stick- Kit) which is designed to match the cabinet finish. A touchup stick should have been included with your cabinets. If you do not have one, please contact your Century Cabinetry dealer. If scratches or nicks are still visible after using the touch up stick, a touch up marker can be supplied.

Rub the soft fill stick over the scratched area and wipe away the excess with a clean soft cloth. Never use sand paper or any other material to even out a scratch, as it will damage the finish.

Care of Cabinet Interiors

Century Cabinetry's shelves are made of low pressure laminate which is a material that is resistant to scratches, stains, and water penetration

To remove food residue or grease, use any common dishwashing liquid (not detergent) or a solution of mild soap and water. Wipe clean with a clean soft damp cloth and dry thoroughly. Wipe up spills and dry immediately.

Self-Cleaning Ovens

Self-cleaning ovens are cleaned through the use of intense heat. If the heat gasket does not seal properly, heat may escape from the oven. Cabinet components installed near the oven may suffer finish or surface damage.

To minimize risk of damage during cleaning cycles, we recommend that you remove doors and drawers from cabinets that are above and adjacent to a self-cleaning oven.

Century Cabinetry is committed to conducting our business in an environmentally responsible manner. Our commitment to environmental awareness and preservation is reflected throughout our business. Century's cabinetry is manufactured using environmentally friendly practices.

KCMA Certified



Century Cabinetry has been certified by the Kitchen Cabinet Manufacturers Association (KCMA) as meeting the standards for their Environmental Stewardship Program (ESP). Our organization is committed to meeting and further exceeding the standards as set forth by the leaders in our industry. Visit WWW.KCMA.ORG for more information.

CARB II Compliant

California Air Resources Board (CARB) continues in the development of innovative air pollution control strategies. CARB II is the toughest standard in the world for formaldehyde emission levels from composite wood panels. Century Cabinetry products are CARB II compliant. Visit WWW.ARB.CA.GOV for more information.

WATER BASE UV Finishing

In 2008, Century completed a Finishing System Modernization program committed to environmentally safe processes. Stains and Finishes were converted to Water-Base UV thereby virtually eliminating hazardous air pollutants (HAPS) and off-gassing odors and greatly reducing volatile organic compounds (VOC). Material is also formulated without heavy metals and are formaldehyde free. These standards provide a healthy product for your home while protecting and conserving our land and natural resources.

LEADERSHIP IN ENERGY ENVIRONMENTAL DESIGN (LEED)

LEED is a nationally accepted benchmark for the design, construction and operation of high-performance green buildings. The LEED certification program is run under the guidance of the US Green Building Council (USGBC). Please visit WWW.USGBC.ORG for more information. Century Cabinetry can provide cabinets to fulfill most of your LEED project requirements.

Reset Form

Please Fax To:
610-363-5409
Attn: Production Manager



rev: 05-23-13

Custom Item Worksheet
Please submit this form for approval and quote from Century Cablnetry

Century Cabinetry recommends that you obtain approval prior to committing to your customer that this custom option is available. Please allow 3 days for a response.

Please include the following details:

Customer Name: _____ Date: _____
Project Name: _____ Lot# /Tag: _____

Product Series:

Carriage House Door Style: _____ Finish: _____
Gatehouse Door Style: _____ Finish: _____

Description of Request:

Please provide a drawing:

Width _____ Height _____ Depth _____

APPROVED:

YES Approved By: _____ Date: _____
 NO Total List Price: _____ Extra Lead Time Required: _____ Weeks
Approval Code: _____

Email to Century Production Manager

Notes:
